


Product Features

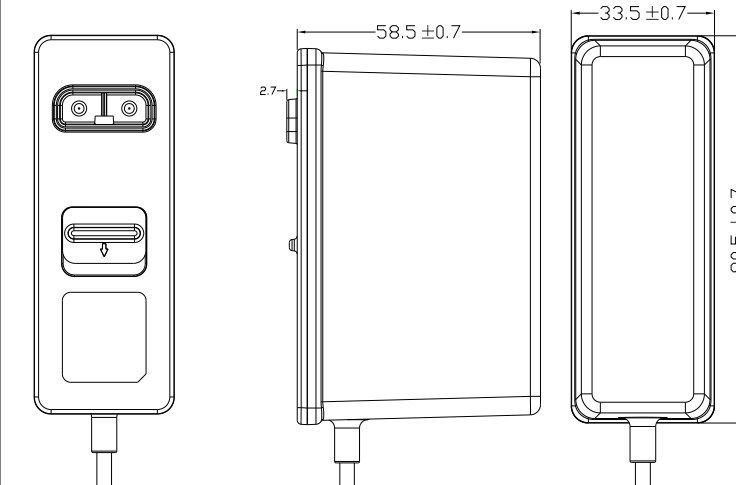
- Meets medical & I.T.E. safety
- 2 MOPP input to output isolation
- Touch current $\leq 100\mu\text{A}$
- Energy efficiency level VI
- $\leq 0.075\text{W}$ standby power
- 5V-48V outputs, up to 36W
- Up to 5,000m operating altitude
- Interchangeable AC plugs



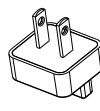
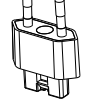
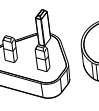
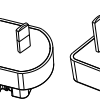
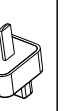
★★★★★

Models & Parameters

Model Number	Voltage ⁽¹⁾ (V)	Current (A)	Rated Power (max)	Ripple & Noise (max)	Voltage Tolerance	Line & Load Regulation	Efficiency (Average)	Start Up Delay (@115V&230V)
UES36LCP1-XXXXYYSPA	5.0	0.01-6.00	30.00W	200mVpk-pk	±5%	Line: ±1% Load: ±5%	85.00%	≤3s
	5.1	0.01-5.00	30.00W	200mVpk-pk	±5%		88.30%	≤3s
	7.5-14.0	0.01-4.00	36.00W	200mVpk-pk	±5%		88.30%	≤3s
	14.1-21.0	0.01-2.40	36.00W	200mVpk-pk	±5%		88.30%	≤3s
	21.1-30.3	0.01-1.63	36.00W	200mVpk-pk	±5%		88.30%	≤3s
	30.1-48.0	0.01-1.16	36.00W	200mVpk-pk	±5%		88.30%	≤3s

Mechanical Details


Interchangeable AC Plug Options^(1,4)

DC Cable⁽²⁾: UL2468 18AWG 1,500mm

Connector⁽³⁾: 2.5x5.5x11mm, fork type, centre "+"

Unit: mm

Notes

(*1, 2, 3, 4) Other options are available, please contact our sales representative for details.

Input

Input Voltage Range	80-264VAC
Frequency Range	47-63Hz
Input Current	1.0A at 80VAC
Inrush Current	70A max at 240VAC cold start
Touch Leakage Current ^(max)	≤100μA at 264VAC

Environmental

Operating Temperature	0°C to 45°C
Storage Temperature	-20°C to 60°C
Operating Humidity	10% to 90% RH, non-condensing
Storage Humidity	5% to 90% RH
Operating Altitude	5,000m

General

Dimensions	90.5(L)x33.5(W)x58.5(H)mm
Weight	210g
MTBF	>100,000hrs MIL-HDBK-217 at 25°C

Protection

Overload	120-200% rated output power, auto recovery
Over Voltage	120-150% rated output voltage input to reset
Short Circuit	Trip and restart (hiccup mode)

Safety Approvals

Safety Agency / Mark	Medical	ITE
CB	IEC60601-1/60601-1-11 ANSI/AAMI ES60601-1/60601-1-11	IEC62368-1
UL	CAN/CSA-C22.2 NO. 60601-1	UL62368
TüV SUD/Mark	EN60601-1/EN60601-1-11	-
TüV SUD/GS	-	EN62368-1
CE	-	EN62368
CCC	-	GB4943.1
PSE	-	J62368
KC	-	K60950-1
RCM	-	AS/NZS62368
FCC	-	FCC PART 15

EMC

Emission	Medical	ITE
Conduction	IEC/EN60601-1-2, CISPR 11	EN55032, CISPR32
Radiation	IEC/EN60601-1-2, CISPR 11	EN55032, CISPR32
Harmonic Currents	EN61000-3-2, Class A	EN61000-3-2, Class A
Voltage Flicker	EN61000-3-3	EN61000-3-3
Immunity	IEC/EN60601-1-2	EN55024, CISPR 24
ESD	IEC61000-4-2	±15KV air, ±8KV contact
Radiated Immunity	IEC61000-4-3	10V/m, 3V/m 80MHz - 2700MHz
EFT/Burst	IEC61000-4-4	±2KV on AC port, ±1KV on signal ports
Surge ^(*)	IEC61000-4-5	±2KV line to line (different mode)
Conducted Immunity	IEC61000-4-6	3Vrms, 6Vrms (0.15MHz-80MHz)
Magnetic Field	IEC61000-4-8	30 A/m
Dips & Interruptions	IEC61000-4-11	0%, 70%, 0% of UT

Others

Dielectric Withstand Voltage	5,656VDC input to output
Insulation Resistance	10M Ohms, 500VDC input to output